



09.16.2022

BI - WEEKLY

CONNECTION


Child Care E-Newsletter

A Message From The Director Prop Box

Many early childhood education classrooms include learning centers (a writing center, science center, water table, etc.) where children use hands-on materials to explore, play, and learn about specific topics. Bring the spirit of learning centers into your home with prop boxes – plastic bins or cardboard shoe boxes you fill with materials and props related to one topic such as math or writing. Below are ten ideas for you to explore!


1. BLOCK

Place wooden blocks or colorful patterned blocks in plastic tubs, along with clipboards, paper, and crayons. Children can create buildings, roads and signs to go with them.



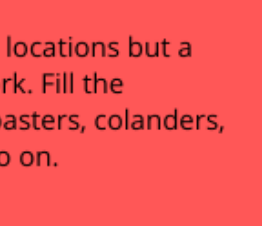
2. DRAMATIC PLAY

Fill a box with clothes such as dresses, shirts and suit jackets. Add hats, scarves, bags, and jewelry to make the play more exciting and elaborate. You can create separate prop boxes for different play themes, too!



3. ART

Keep a box handy with different types of paper, drawing, and painting materials. Add safety scissors, glue, or even some stickers so children can experiment with other art techniques.

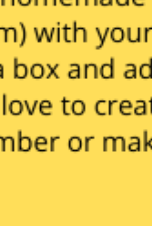


4. MATH

Include board games and puzzles. Add empty, clean, egg cartons or ice cube trays for sorting materials like buttons, pom poms, or old bottle tops. Add a ruler, a tape measure, and other items for measuring size and distance.

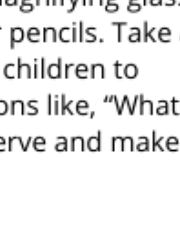
5. READING

Store fiction and nonfiction books and magazines your child will enjoy in a basket that can be carried around the house or even outdoors.



6. WRITING PROP BOX

Fill a basket with paper, markers, notebooks, pens, pencils, envelopes, a ruler, stationary, and note cards. Your child can set up their writing center wherever he/she wants to write.



7. WATER

The bathtub and kitchen sink are logical locations but a small container on the floor can also work. Fill the container with props such as sponges, basters, colanders, strainers, pitchers, tongs, spoons, and so on.

8. COOKING

Store a child-size apron, a collection of favorite recipes, and unbreakable bowls and utensils in a kitchen drawer or bottom cupboard. Then, invite your child/children to join in while you prepare meals and snacks. Try to get them in the habit of washing their hands before and after handling foods.

9. MUSIC

Use oatmeal containers, old yogurt cups, and other materials you have on hand to make homemade instruments (like a rain stick or a drum) with your children. Store these instruments in a box and add other items, like bells or maracas. Children love to create music like singing with a family member or making up silly songs together.

10. SCIENCE

Make science a routine activity by filling a box with a few investigation tools like magnets, prisms, a magnifying glass, binoculars, clipboard, paper, and crayons or pencils. Take a walk to collect natural items, then invite the children to investigate them using the tools. Ask questions like, "What do you think might happen?" to help them observe and make predictions.

Leanna Larden

Director of the Early Learning Program

Social Stories By Brandi Mae

White Birch Center embraces an emergent curriculum as part of our everyday routine. Over the last couple of years, many of our teachers have become certified in the CHOOSE LOVE MOVEMENT, a social/emotional curriculum that focuses on positivity and kindness. Recently we have gained another resource that has provided us with a wonderful new WBC family and some social stories to share with the children in our care. Brandi Mae, author and illustrator of the BIZZY BEE books along with several others, will be coming and sharing her STORIES this fall and has agreed to do a book signing as well. If you'd like to check out her book and perhaps purchase one for your child to have signed, click the button below!

[Bizzy Bee](#)

Jess Webb

Assistant Director of the Early Learning Program

The Classroom Corner

Extended Education Projects

This week our Extended Education Program enjoyed an extra day with WBC. Some of the children enjoyed working on their photography skills as they used different mediums to make scenes come to life. Some got creative with playdough and moon-sand. A few chose to work on a task that took focus and concentration while others preferred the messier projects and chose yarn painting instead.



Classroom Newsletters!

Check out the most recent newsletters from our classrooms!

[Pre-K Newsletter](#)

Ideas From The Kitchen

Fall Comfort Foods That Kids Love

Summer foods can be so refreshing when trying to stay cool during summer heat. Backyard burgers, watermelon, berries, and salads are some of my seasonal favorites.

Alas, the summer season is now coming to an end, and we have started to transition into the fall season. Temperatures are slowly starting to drop, leaves will soon change color, and we will all be reminded of the cool, crisp autumn breeze that will fill the air around us.

A great way to celebrate the changing season while also staying warm, is to introduce some fall themed foods your kids are sure to love. Feel free to click the button below to explore the "Feels Like Home" blog by Tara Ziegmont to view 34 kid-friendly fall recipes that include soups, stews, apple & pumpkin dishes, and so much more!



[5 Great Reasons To Cook With Your Kids](#)

Michaela Dunn

Kitchen Manager

Extended Education Program

The Extended Education Program has partnered with New England College to host the Bridges to Learning service-learning projects. Bridges to Learning is a course for NEC freshmen that is designed to introduce students to a variety of experiences that help their transition into the NEC and Henniker community.

Each Wednesday, a group of NEC Freshmen will join the Extended Education children to do activities from a curriculum called RAK4Kids. RAK4Kids is a program designed by the Random Acts of Kindness Foundation to foster positive youth development and engage the minds, hearts, and bodies of kids through constructive activities. The focus of the program is on having fun while building relationships in a safe, supportive environment where kids will be inspired to be kind and make a difference in their own communities. Six primary kindness concepts will serve as a theme throughout the program: respect, caring, inclusiveness, integrity, responsibility, and courage.

We hope to make lasting relationships and connections with the NEC community through this partnership.

Allison Saltmarsh

Extended Education Program Director

RESPECT



CARING



INCLUSIVENESS




INTEGRITY



RESPONSIBILITY



COURAGE



Staff Highlights

Alli currently lives in Manchester with her fiancé and dog. She enjoys hanging out at AG Paintball while her fiancé plays/coaches his team as well as participate in some arts and crafts. During high school, Alli went to MST and started her journey by taking early childhood development classes. From there she has worked in child care for the past six years. She loves working at White Birch because everyone is treated with respect and teachers can run their classes the way they want in a professional manner as a team.



(603) 428-7860

51 Hall Avenue, Henniker, NH 03242

www.whitebirchcc.org